

# WOODSONS

WHP - elegant and modern bearing ceiling panels



2024



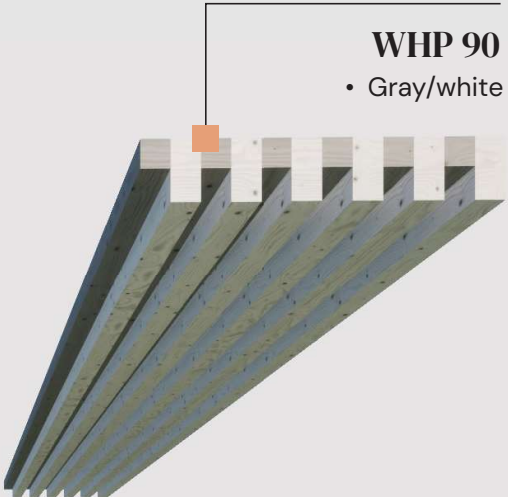
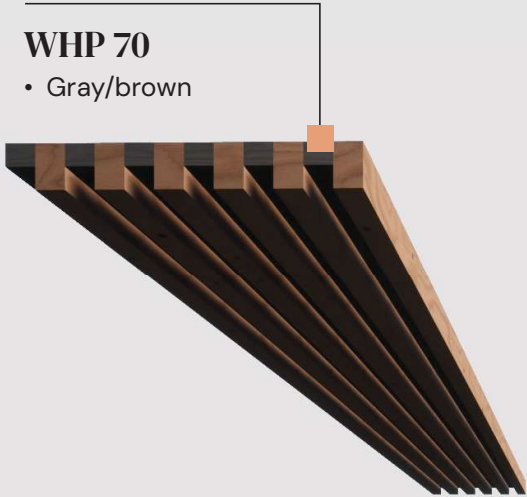


Our **WHP ceiling panels** offer a sleek and modern design, built to support without extra rafters, making them easy to fit. Ideal for both suspended ceilings and roof panels, they streamline installation and enhance aesthetic appeal.

**Standard colors**

-  Brown/Black
-  Grey/White

STANDARD PANEL LENGTH					
3000 mm	3600 mm	4200 mm	5400 mm	6000 mm	8000 m



**WHP panels** are made from two differently shaped timbers joined with iron nails to form a ribbed profile panel. The nails are fixed from the sides, leaving no visible nail head holes or other fastening marks. The timbers are pre-painted, so the panels don't require further finishing or treatment on-site, resulting in a seamless ceiling with an effective design in interior decoration.

#### ADVANTAGES OF USING WHP PANELS:

- ✓ Quick installation as pre-assembled elements save time on-site
- ✓ Panels come pre-finished and painted, eliminating the need for extra work
- ✓ Seamless appearance with no visible joints when laid side by side
- ✓ No visible nail head holes or other fastening marks
- ✓ Ribbed panels enhance the aesthetic appeal of interior design
- ✓ Can be insulated and covered with roofing material externally without additional framing




### WHP panel strength data:

WHP 70						
Panel length	0°	10°	20°	30°	45°	60°
3,0m	2,1	2,2	2,5	2,9	4,6	9,6
3,6m	1	1,1	1,2	1,5	2,4	5,1
4,2m	0,5	0,5	0,6	0,7	1,2	2,9
4,8m	x	0,2	0,2	0,3	0,6	1,6
5,4m	x	x	x	x	0,2	0,8
6m	x	x	x	x	x	0,4

WHP 90						
Panel length	0°	10°	20°	30°	45°	60°
3,0m	3,3	3,6	4,3	6,7	13,8	-
3,6m	1,6	1,8	2,2	3,5	7,5	-
4,2m	0,8	0,9	1,2	1,9	4,3	-
4,8m	0,3	0,4	0,5	1,0	2,5	-
5,4m	0,1	0,2	0,2	0,5	1,4	-
6m	x	x	x	0,1	0,7	-

 <p>Panel strength &gt;100 kg per m<sup>2</sup>: snow removal is not required</p>	 <p>Panel strength &gt;100 kg per m<sup>2</sup>: snow removal is required on a regular basis</p>	 <p>Panel strength &lt;10 kg per m<sup>2</sup>: unsuitable for areas subject to snow or other loads. Recommended for use in locations without such loading conditions</p>
--	---	---





## WHP 70

### WHP 70

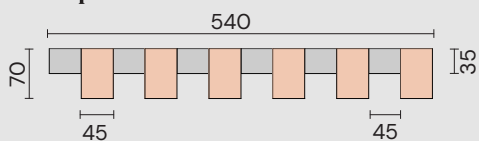
**Size** 70mm x 540mm

**Weight** 23,2 kg / m<sup>2</sup>



**WHP 70**  
• Gray/white

WHP 70 profile




## WHP 90

### WHP 90

**Size** 95mm x 540mm

**Weight** 30,5 kg / m<sup>2</sup>



**WHP 90**  
• Gray/white

WHP 90 profile

